



其陽科技 (3564)
2022第二季營運簡報
2022年8月24日

Networking Mastery



議程

一. 2022第二季財務結果及業務摘要

二. 營運展望

三. Q & A



免責聲明

本次法說會提供之簡報包含前瞻性陳述，內容包含本公司財務狀況、未來擴張計劃及公司策略等訊息。此前瞻性陳述係基於本公司目前可得資訊對未來事件的期望和預測，儘管本公司認為該期望和預測具合理性，但此類前瞻性聲明仍涉及風險及不確定性。

鑒於這些風險、不確定性及假設，前瞻性事件可能不會發生，且本公司實際結果可能與這些前瞻性聲明中的預期存在重大差異。若因未來實際結果與預期狀況有重大差異，須公開更新或修改任何前瞻性陳述，本公司將不承擔此責任。

The background features a vibrant, futuristic cityscape at night. The scene is dominated by light trails from moving vehicles, creating a sense of motion and energy. The architecture consists of modern, curved buildings with glowing windows and facades. In the foreground, a road with white lane markings leads towards the city. The overall color palette is a mix of cool blues and purples, contrasted with warm reds and oranges from the light trails. A prominent blue wave-like graphic element is visible at the bottom of the frame. The text is centered in a bold, blue font.

一. 2022第二季財務結果及業務摘要

合併綜合損益表摘要

單位：新台幣千元

	2022年第一季		2022年第二季		2021年第二季	
銷貨淨額	412,276	100.0%	689,018	100.0%	373,065	100.0%
營業成本	(297,042)		(506,911)		(282,894)	
營業毛利	115,234	28.0%	182,107	26.4%	90,171	24.2%
營業費用	(93,977)	-22.8%	(116,812)	-17.0%	(83,765)	-22.5%
營業淨利	21,257	5.2%	65,295	9.5%	6,406	1.7%
營業外收入及支出	(1,919)		(4,348)		(3,284)	
稅前淨利	19,338	4.7%	60,947	8.8%	3,122	0.8%
本期淨利	15,317	3.7%	48,785	7.1%	2,498	0.7%
本期淨利歸屬於母公司業主	15,317	3.7%	48,785	7.1%	2,498	0.7%
基本每股盈餘(NT\$)(a)	\$0.26		\$0.83		\$0.04	

(a)基本每股盈餘以加權平均流通在外股數計算(千股)

59,123

59,123

59,123

合併綜合損益表摘要

單位：新台幣千元

銷貨淨額

營業成本

營業毛利

營業費用

營業淨利

營業外收入及支出

稅前淨利

本期淨利

本期淨利歸屬於母公司業主

基本每股盈餘(NT\$)(a)

	YTD 2022年1-6月	
	1,101,294	100.0%
	(803,953)	
	297,341	27.0%
	(210,789)	-19.1%
	86,552	7.9%
	(6,267)	
	80,285	7.3%
	64,102	5.8%
	64,102	5.8%
	\$1.08	

	YTD 2021年1-6月	
	696,120	100.0%
	(516,806)	
	179,314	25.8%
	(169,812)	-24.4%
	9,502	1.4%
	(1,647)	
	7,855	1.1%
	6,284	0.9%
	6,284	0.9%
	\$0.11	

(a)基本每股盈餘以加權平均流通在外股數計算(千股)

59,123

59,123

合併資產負債表摘要

單位：新台幣千元

	2022.06.30		2021.12.31		2021.06.30	
現金及約當現金	239,177	9%	163,526	6%	165,613	10%
應收帳款(含關係人)	535,121	20%	614,727	24%	363,994	21%
存貨	810,069	30%	772,979	30%	614,705	37%
不動產、廠房及設備	923,403	35%	874,473	34%	403,395	24%
總資產	2,701,264	100%	2,567,901	100%	1,674,776	100%
流動負債	1,080,975	40%	952,890	37%	530,988	32%
非流動負債	428,023	16%	455,717	18%	25,147	1%
權益總計	1,192,266	44%	1,159,294	45%	1,118,641	67%
每股淨值(NT\$)	\$20.17		\$19.61		\$18.92	
每股淨值以流通在外股數計算(千股)	59,123		59,123		59,123	

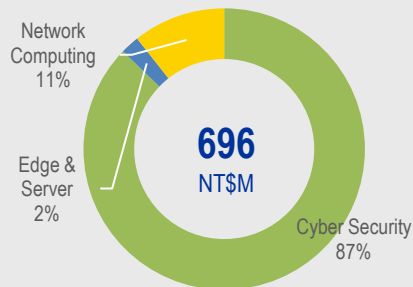
重要財務指標

	2022.06.30	2021.12.31	2021.06.30
應收帳款週轉天數	95	101	114
存貨週轉天數	180	158	195
應付帳款週轉天數	87	83	105
營運資金週轉天數	188	176	204
權益報酬率(年化)(a)	10.9%	3.9%	1.1%
流動比率	150%	169%	222%
金融負債比率(b)	30%	33%	7%

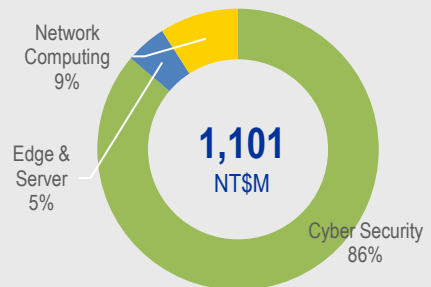
(a)採年化稅後損益/平均權益總額

(b)金融負債包含長短期借款

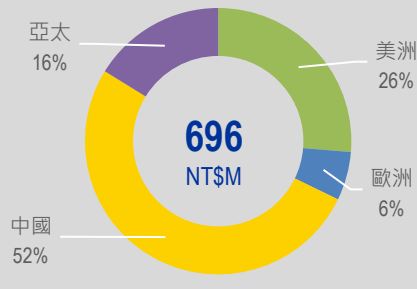
2021 1H 應用



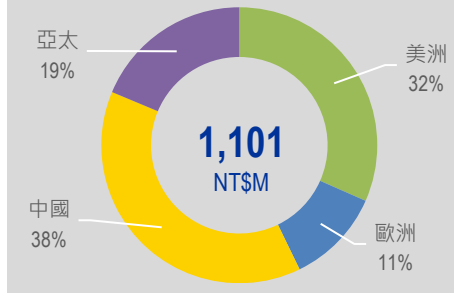
2022 1H 應用



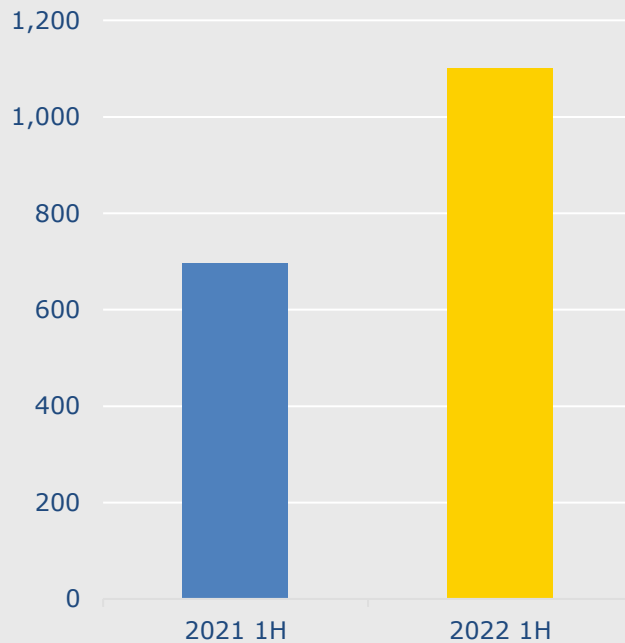
2021 1H 區域



2022 1H 區域



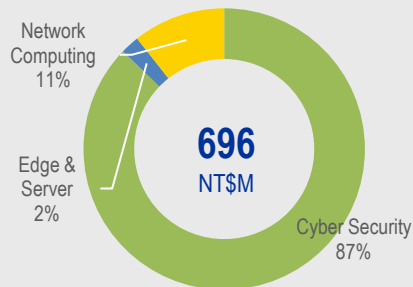
合併營收 (NT\$M)



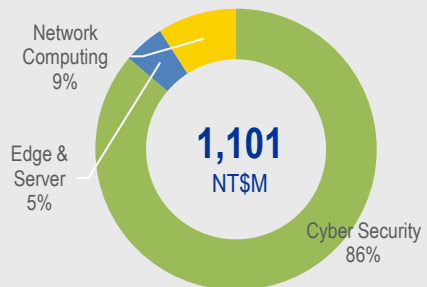


二. 營運展望

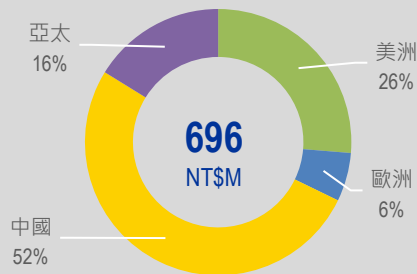
2021 1H 應用



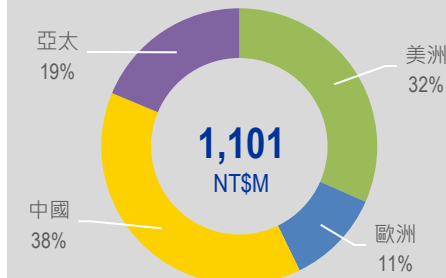
2022 1H 應用



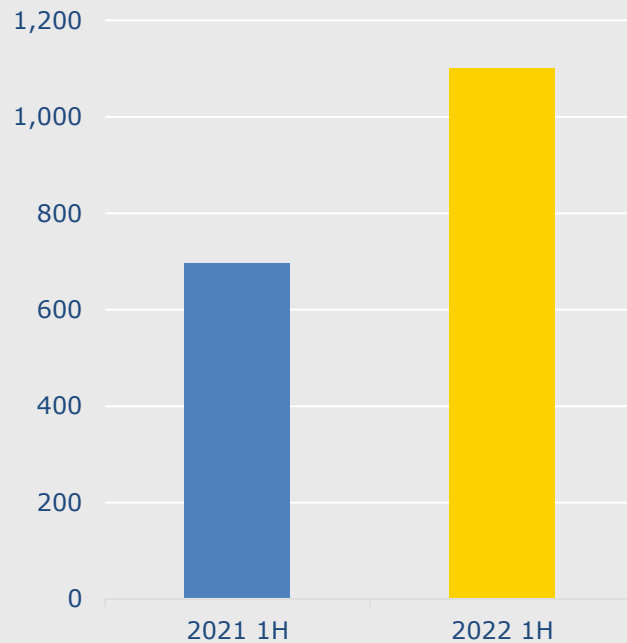
2021 1H 區域



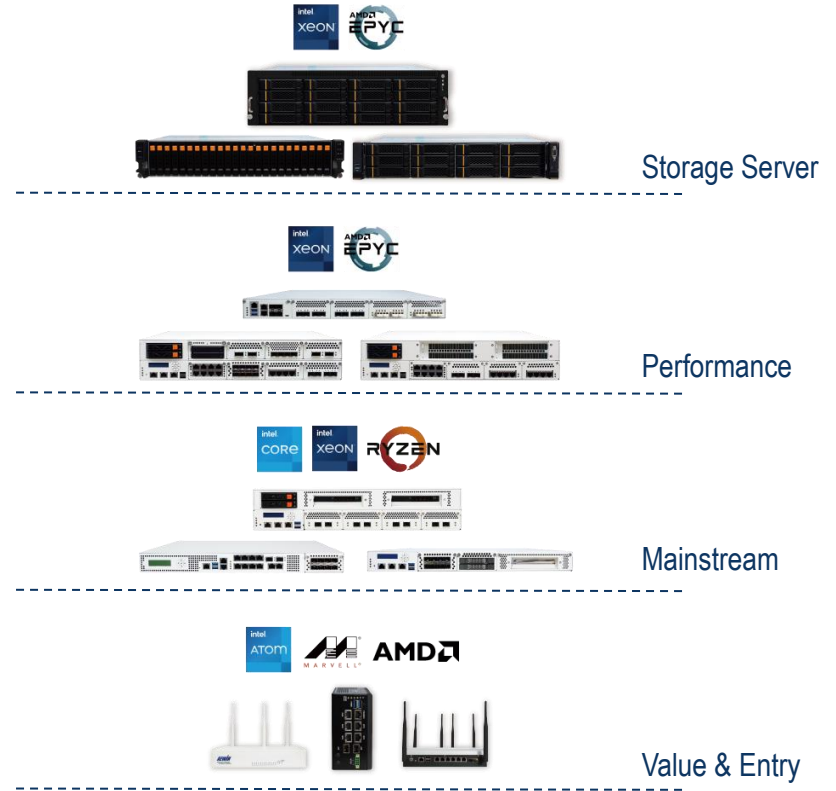
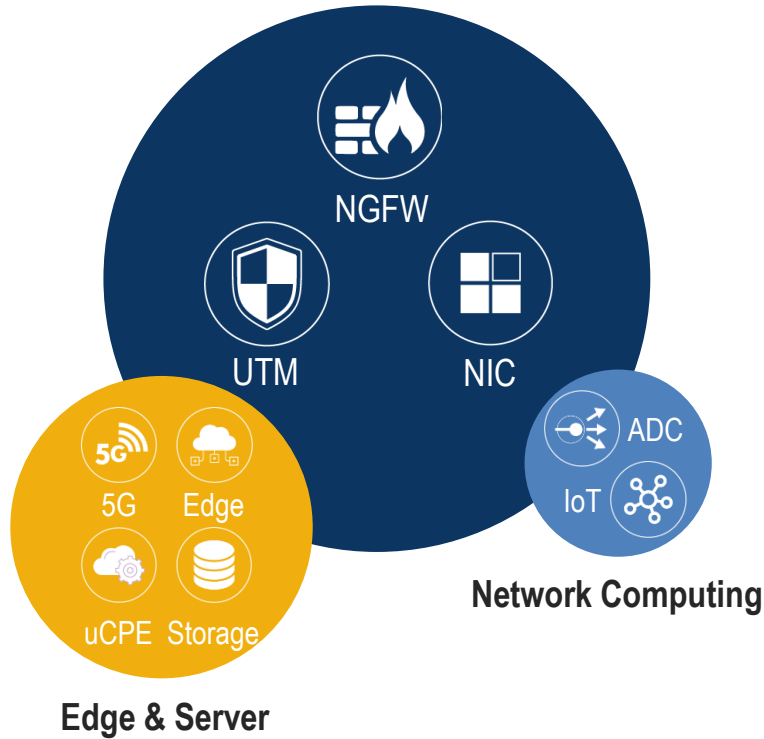
2022 1H 區域



合併營收 (NT\$M)



Cyber Security



The background of the slide is a vibrant, futuristic cityscape at night. It features several tall, modern buildings with glowing windows and facades. The scene is filled with colorful light trails from moving vehicles, creating a sense of motion and energy. In the foreground, there are large, white wireframe structures that resemble a complex network or a futuristic architectural design. The overall color palette is dominated by blues, purples, and whites, with accents of red and yellow from the light trails.

三. Q & A



Networking Mastery

AEWIN

THANK YOU !!